



Rupture Pin[®]

A BRAND OF  Taylor Valve Technology[®]

GET THE
POWER
OF THE **PIN**

for the best overall value on the market
& keep people, systems, products
and the environment safe.

We
CAN QUICKLY SOLVE YOUR PRESSURE RELIEF,
PRESSURE ISOLATION OR VACUUM PRESSURE COMPLICATIONS.



Model JA-ESV



Model C ASME



Model IC



PRODUCTINTRODUCTION



Rupture Pin®

A BRAND OF  Taylor Valve Technology®

EMERGENCY

RELIEF VALVES

WWW.TAYLORVALVE.COM



MODEL C-ASME RELIEF VALVE

Available in 1-1/2" to 30" flanged inlet and outlet with relief settings from 15 to 1,480 PSI +/- 5%.*

- Steel body, stainless steel trim and bonnet.
- FKM "O" rings are standard.

APPLICATIONS:

The main application is to use in place of rupture disks where you need greater accuracy, reliability and replacement without opening the line.

*Other sizes are available upon request for non-coded valves.

*Balanced Design Available



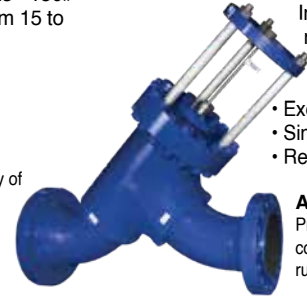
MODEL CC RELIEF VALVE

Available in flange connections - 150# to 600# with relief settings from 15 to 1,480 PSI +/- 5%.

- ASME Section II materials.
- FKM "O" rings are standard.

APPLICATIONS:

Provides safety for a wide variety of pressure relief applications. The ideal substitute for rupture discs.



MODEL D RELIEF VALVE

Inline type flange end relief valve.

- Excellent accuracy.
- Simplicity - one moving part.
- Reliability.

APPLICATIONS:

Pressure relief valve to replace conventional relief valves or rupture disks.

Balanced Design Available



MODEL H RELIEF VALVE

High Pressure/Low Volume.

- Easy to put in service without requiring a bypass valve.
- Simplicity (one moving part).
- Visual or remote indication of opening.

APPLICATIONS:

The main application is to use in place of rupture disks where you need greater accuracy, reliability and replacement without opening the line to meet downstream.



MODEL CB RELIEF VALVE

Pressure Relief Valve

- Downstream pressure does not affect set point.
- Virtually no limit on size or special features.
- Excellent accuracy.
- Simplicity of only one moving part.

APPLICATIONS:

Pressure relief valve to replace pressure relief valves that are downstream balanced.



MODEL C-M RELIEF VALVE

Relief valve on a steam jacketed flow system or high viscous systems.

- Flow moves past a flat piston face.
- No voids for materials to pack into.
- The flush port is provided to clean the seat prior to reseating the piston.

APPLICATIONS:

For use on steam jacketed flow systems.

DESIGN OPTIONS

BALANCED DESIGN OPTION

- Downstream pressure (constant or variable) does not affect set point.
- Internal balancing allows for reduced axial force for the valve and pin.

HORIZONTAL DESIGN OPTION

- Model C-ASME can be designed with the Inlet horizontal to allow for various piping installations.


GENERAL OPTIONS (SOME OPTIONS VALVE MODEL SPECIFIC):

- Flush port to wash seat area prior to reset.
- Indicator that shows a pressure limit has been exceeded.
- Proximity switch for a remote indication the valves has opened.
- Pin container at the valve for ready access to spare pins.
- Stainless steel pin guard to protect pin from accidental damage.



High quality US manufactured valves designed to solve many challenges encountered in today's tough applications and environments.

Get the
POWER
of the
PIN!



**FROM THE
CREATORS
OF THE
Original
BUCKLING
PIN
VALVE**

**Get Better Performance
and Longer Life!**

**Lower your Downtime
and Save Money!**

EMERGENCY

MODEL J-A ESV

2" - 12" Inline Check Valve Type ESV.
50 - 1,480 PSI.
High pressure set point.

- You get safety without venting pollution.
- No product loss by venting.
- The pin obeys Euler's Law precisely and cannot fatigue.
- There is no set pressure variation with ambient temperature change on the pin.
- The standard accuracy is +/- 5%.



APPLICATIONS:

- Protect plastic lines from excess well pressure.
- Keep well pressure from exceeding D.O.T. transmission limits.
- Protect meter run from excess pressure.

SHUTDOWN VALVES

MODEL A ESV

2" Angle Type ESV. 25 - 500 PSI, 2" NPT, Flanges Optional.

- Utilizes a proven design principle.
- Reaches closed position in milliseconds to provide a bubble tight seal.
- Stainless steel seat and piston.
- +/-5% accuracy of set pressure.

APPLICATIONS:

- Protect plastic lines from excess well pressure.
- Keep well pressure from exceeding D.O.T. transmission limits.



For over 35 years, many of the world's top companies have experienced the performance advantages of our advanced relief valve and shutoff valve technology. These companies have come to trust our technology because they understand what uniquely sets us apart and gives us the edge over other relief valves and rupture discs on the market.

So what sets us apart from the rest? It's something we call "The Power of the Pin".

The rupture pin is the heart of each advanced pressure relief valve and is vital to the function, accuracy and consistency of the valve.

By modifying the pin, we are able to control the valve's performance – from small changes to more dramatic changes. It is for this reason that each pin is carefully crafted using a precise manufacturing process.

This process ensures that each valve will perform its function accurately, consistently and within an extremely tight tolerance – something other products on the market simply cannot achieve.

We invite you to find out more about our exciting technology by reading this information, visiting our website at www.taylorvalve.com and contacting our representatives.

**Drill FASTER & SAFER with LESS DOWNTIME than your competition!
Use the best mud & HPRV valve on the market!**



MODEL IC MUD VALVE


Relief valve for mud and slurry pump systems from 1,000 PSI to 12,000 PSI.

APPLICATIONS:

Use instead of shear and spring valves where you need greater accuracy and reliability. Mud and slurry pump relief to 10,000 PSI.

OPTIONS

1. STAINLESS STEEL PIN GUARD
2. PIN CONTAINER
3. PROXIMITY DEVICE



MODEL HPRV MUD VALVE


High Pressure Relief valve for frac fluid systems from 7,000 PSI to 15,000 PSI.

APPLICATIONS:

Use instead of shear and spring valves where you need greater accuracy and reliability. Fracking fluid system relief to 15,000 PSI.

OPTIONS

1. STAINLESS STEEL PIN GUARD
2. PIN CONTAINER
3. PROXIMITY DEVICE



Taylor Valve Technology

has solved the *toughest*

PROBLEMS AROUND THE WORLD FOR OVER



60 years

Taylor Valve Technology
Certified
ISO 9001: 2015

Advantages Over the Competition

- 1 Pins buckle at set pressure
- 2 Reduced worker safety concerns
- 3 Minimal product loss
- 4 No environmental pollution
- 5 No fragmentation as seen in rupture discs
- 6 Extremely accurate
- 7 Low maintenance costs
- 8 Low pin replacement costs
- 9 Full bore relief in milliseconds
- 10 Pin can be replaced by one person in minutes
- 11 Minimal downtime
- 12 Works close to set point
- 13 Does not require vacuum support
- 14 Can sense upstream, downstream or differential pressure
- 15 Pins are rugged and can be stored at the valve
- 16 No costly handling of spare pins
- 17 It is easy to tell when a pin is buckled visually or remotely when using a proximity sensor
- 18 The line does not need to be broken to change the pin
- 19 Few inspections
- 20 Replacement pins can be produced quickly
- 21 Replacement pins can be shipped immediately
- 22 We make custom valves to your specifications
- 23 Settings can be changed in minutes without breaking the line by changing the pin (with POCO option) on selected models
- 24 Reliability can be checked in the field under pressure
- 25 It is safe for your system providing emergency relief or shut off



4/6/26

PHONE (405) 787-0145 | WEB www.taylorvalve.com | EMAIL info@taylorvalve.com

ADDRESS 8300 S.W. 8th • Oklahoma City, Oklahoma 73128

Copyright © 2025 Taylor Valve Technology, Inc. All Rights Reserved.