



Rupture Pin®
A BRAND OF **Taylor Valve Technology®**

MODEL D-G

Advanced Pressure Protection

TRUSTED
SINCE 1958
WORLDWIDE

FROM THE
CREATORS
OF THE
Original
BUCKLING
PIN
VALVE

Precise.

Quality.

Reliable.

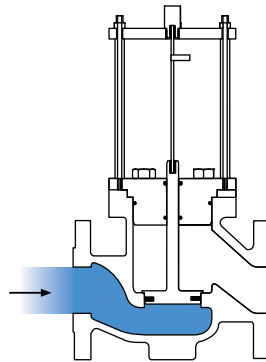


SINCE **1958**



Model DG-A Standard Pressure Relief

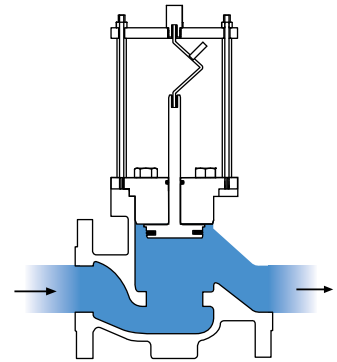
Closed



(Straight Pin)

Pressure below set point.

Open

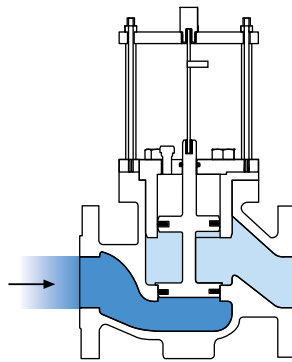


(Buckled Pin)

Pressure at set point.

Model DG-B Balanced Pressure Relief

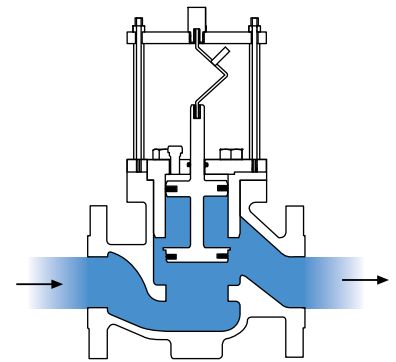
Closed



(Straight Pin)

Pressure below set point.

Open

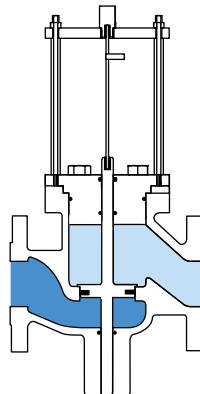


(Buckled Pin)

Pressure at set point.

Model DG-C Differential Pressure Relief

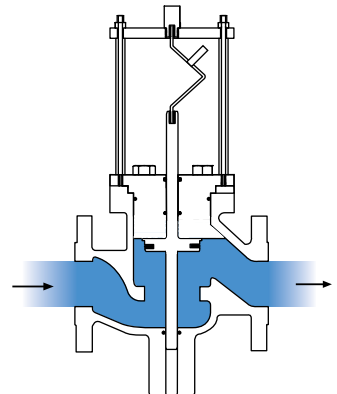
Closed



(Straight Pin)

Pressure below set point.

Open



(Buckled Pin)

Pressure at set point.

The **Model D-G** is an inline valve that holds a bubble-tight, closed position until pressure reaches an exact set point. At set point, the pin buckles and the valve instantly opens to relieve pressure from a protected system.

APPLICATIONS

The **Model D-G** valve provides safety for a variety of pressure relief applications including but not limited to: Oil and Gas Production, Pipeline, Well Drilling, Chemical Processing, Food Processing, Waste Water Disposal, Pharmaceutical Processing, Pulp and Paper Plants, and anywhere that conventional relief valves and rupture discs are used.

SPECIFICATIONS

Set Pressure:

5 - 2,000 PSI.

Accuracy:

+ / - 5% above 40 PSI, ± 2 PSI at 40 PSI and below.

Connections:

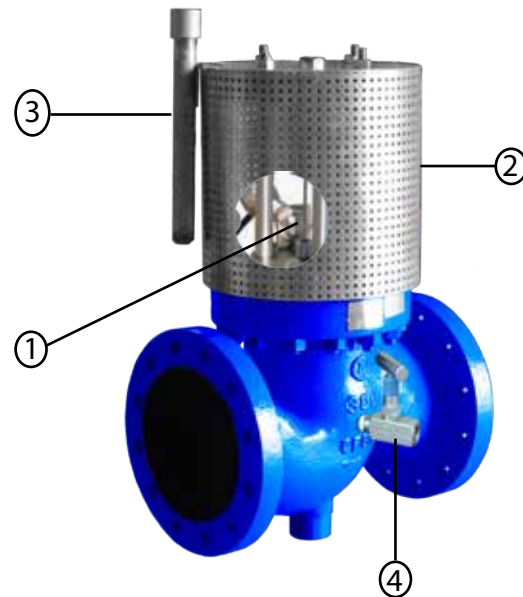

Standard and custom available

Standard Materials:

Body stainless-steel with standard stainless-steel trim, other materials optional

The Pin

The pin is located outside the valve and is the heart of the operation, acting as the sensor and actuator. Once buckled, one person in under a minute can reset the pin in place without breaking the line.



Options

Proximity Sensor (1)

Valves can be equipped with a proximity sensor that allows for remote monitoring of the valves status.

Stainless-steel Safety Cage (2)

Add a safety cage to protect against foreign objects from interfering with the operation of the pin.

Pin Container(3)

Pin containers are a great way to keep replacement pins ready to go right on the valve for when you need them.

Flush Port (4)

Add a flush port to relieve pressure or mount a pressure gauge.



Taylor Valve Technology
8300 S.W. 8th Street
Oklahoma City, Oklahoma 73128

TEL 405.787.0145

FAX 800.805.3401

WEB www.taylorvalve.com

EMAIL info@taylorvalve.com



Precise.

Quality.

Reliable.

1/14/26

GET THE **P**OWER OF THE PIN
WWW.TAYLORVALVE.COM